



# The Handyman Herald

*News, views, & ideas from John of All Trades*

**Inside this issue:**

Your list to a happy home	2
Prepping your yard for winter	3
Making your home safe	3
Street Call: Berkley responds to John of All Trades	3
Valuable Money-Saving Coupons	3
Preparing your home for winter	4

**We're here to help!**

**Our Contact Info:**

Phone:  
**248.840.0045**

Tell us where you live, what you need done, and any symptoms of the problem. Or if you're looking for a quote on a larger project, let us know. We'll call you back ASAP.

E-mail us your questions @  
Help@JohnofAllTrades.com

## Preparation the key to beating the winter blues

As a guy who has lived within the same three-square mile radius his whole life, fall is a great time to be a Berkley resident. The fall colors, the streets filled with leaves, the trick-or-treaters... it's just a fun and good time of year.

So on though, we'll be seeing Christmas decorations appear throughout our town. After wishing for a white Holiday Season we'll be in for the months of cold, snow, sleet... I'll stop now before we all get in a bad mood.

As a person, I'm not a fan of winter. As *John of All Trades*, your Berkley Handyman, I get calls in those months that I wish I didn't receive. Ice damming. Leaks in roofs. Broken furnaces. Water seeping inside a person's house. Problems that sometimes leave people in tears.

So, this edition of the newsletter is really dedicated to prevention.

Prevention. It's a word we've heard a lot about lately. When the hurricane devastated our Gulf States, we read a lot about what preventative measures could have been taken (to the levees, etc.) that would have alleviated some of the problems that occurred after Mother Nature struck with such force.

To a lesser extent, preventative measures that you do this fall could help avoid bigger catastrophes in the winter. For far less money, not to mention a feeling of security, there are steps we can take with your home to ensure it is ready for the onslaught of a Michigan winter.

Throughout this issue, you'll read tips on areas you can take now to be prepared for the winter season.

Some of the things you can do yourself. Other things you may need to call a professional. I hope you would consider giving your neighborhood handyman a chance to provide these ser-

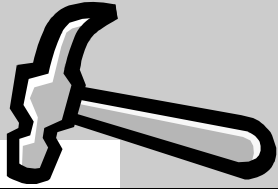


Beating the problems that winter brings means devising a strong game plan in the fall.

vices to you.

I know that my Saturdays and Sundays are precious in the fall. There's this thing called football. And there's family time to head to the cider mill or enjoy the last chance to be outside without gloves. If time is money to you... and you're looking for freedom on your weekends, we can help. We'll get the work done for you during the week so time can be spent with your family on the weekends.

As I've noted in our previous issue, no job is too big for us... no job is too small. Whether its clearing out your leaves or installing a new furnace, give us a call.



## Your checklist to getting your house in order: How can we help?


People call the *John of All Trades* office all the time and ask the same question: "Can you \_\_\_\_\_?" Look through this list and perhaps we can help with some of your home needs. If you don't see something you were hoping to have done — fear not. Give us a call at 248.840.0045. There's a good chance we can help.

### Plumbing

- Sinks repaired or replaced
- Toilet repaired or replaced
- Sewer cleaning
- Pipe replacement (galvanized or copper)
- Installation of new bathroom in basement or upstairs
- Faucet Replacement
- Caulking toilets & tubs

### Masonry Work

- Brick Repair
- Porch Repair
- Chimney Repair
- Tuck pointing
- Repair or install concrete



### Outdoor Services

- Snow removal
- Landscaping
- Lawn Service (Limited area only)
- Flower planting
- Full fertilizing programs
- Spring/Fall Cleanup
- Clean gutters
- Lawn Sprinklers
- Roofs (replaced or repaired)
- Gutter replacement or repair
- Nightscaping
- Roof de-icer installation
- Window replacement
- Siding
- Caulking
- Outdoor lighting
- Garage door installation
- Automatic garage door opener installation



### Carpentry Work

- Door installation
- Install moldings
- Install bathroom vanities
- Install kitchen cabinets
- Backsplashes
- Pergo or hardwood floors installation

### Finishing

- Painting
- Caulking
- Drywall
- Drywall repair
- Plaster repair
- Refinish hard wood floors
- Tile installation

### Electrical

- Back-up generator hook-ups
- Service Changeover (fuses to circuit breakers or replacing an old panel)
- Rewiring of your entire house
- Ceiling fans installed
- Space heaters installed
- Adding lights, circuits, or outlets
- Installing recess lighting/track lights
- Adding power in garage
- Troubleshooting electrical problems
- Troubleshooting phone problems
- Phone line repair
- Phone jack installation

**Licensed & Insured.**

**We proudly accept**



## Snow Removal Services Available

Snow season is just around the corner. *John of All Trades* will provide to Berkley residents snow removal service for the entire season. In addition to plowing your driveway and cleaning your walks, John of All Trades will also clean off bushes or roofs that may need a little extra tender loving care.

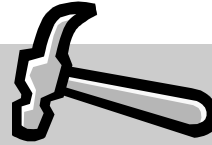
While the weather may still be nice outside, it's not too early to get your snow needs taken care of so you're ready for that first big snowfall. For a free estimate, contact us at 248.840.0045.

## Fall is the time to clean your gutters



Last issue, we spent a lot of time discussing gutters. Here's a reminder just like "spring ahead, fall behind."

Taking the time to clean your gutters (or asking *John of All Trades* to do so) in the fall is crucial to a safe winter. Remove leaves so that snow and ice can move through your gutters and not be caught in the gutters causing damming.



# Fall yard prep yields spring success

Not only will your pre-winter prep work leave your lawn ready to tackle the harsh temperatures, but it will also give your yard a neat appearance through the chilly months, and a fresh face come spring.



Think of it as spring-cleaning for your garden. Just like that area under the refrigerator, your garden needs an annual cleanup as well. Follow this simple guide, and garden cleanup will be as easy as 1-2-3.

Just because there's a chill in the air doesn't mean you're free from this classic summer chore just yet. It's important to continue mowing the lawn until the grass stops growing.

Soon your yard will be littered with hundreds of leaves. While great to look at, it only takes about a week's worth of leaf buildup to damage certain areas of your yard. Prevent lawn loss by raking regularly.

**Step 1:** Pull spent annuals, leaving the roots behind to decompose in the soil.

**Step 2:** Clear out any plant debris from garden beds and borders.

**Step 3:** To prevent a slew of stubborn weeds in the spring, remove any left-over weeds from your garden before the winter freeze sets in.

*Adapted from Home Made Simple*



Need help in the yard? Whether you are elderly, handicapped or simply lacking time, contact *John of All Trades* for your fall yard cleanup needs.

## Berkley's Handyman serving Berkley's Residents

*John of All Trades* is the *We Care for Berkley* Company. Here's a look at all the streets in which we've provided service and care to the good families of Berkley.

Bacon	Cummings	Kenmore	Rosemont
Berkley	Dorothea	Kipling	Royal
Beverly	Earlmont	Larkmoor	Sunnyknoll
Buckingham	Eaton	Mortenson Blvd.	Thomas
Cambridge	Edgewood	Oakshire	Tyler
Cass	Ellwood	Oxford	Wakefield
Catalpa	Franklin	Phillips	West Blvd.
Columbia	Gardner	Prairie	West Eleven Mile
Cornwall	Griffith	Princeton	Wiltshire
Cumberland	Harvard	Robina	

## Safe at home

Tips to make sure your home avoids unwanted visitors:

- Keep bushes trimmed so you are not creating easy hiding spots for home invaders.
- Keep a light on outside. By keeping the exterior of your home well-lit, you are increasing your chances that no burglar will come calling. Consider decorative lighting around your home.
- Install motion lights outdoors that activate when someone walks near them. Make sure to add motion lights to the side and back doors, as well as around the garage.
- Install photo cells or light timers indoors.
- Shut and lock your windows.
- Install a security bar for sliding windows and patio doors
- Install deadbolts on your home.



**John of All Trades**

**Save \$10 or \$50**

**\$10 OFF ANY JOB \$50 OR MORE; \$50 OFF ANY JOB \$300 OR MORE**

Indoors or Outdoors — we do it all

Tel: 248.840.0045

Expiration Date: 1/31/06

Berkley Residents' Special  
**John of All Trades**

**\$50**

**HOME CHECK-UP FOR WINTER**

We'll inspect your house to see that you're ready for winter

Expiration Date: 12/15/05

## The John of All Trades Newsletter

4292 Thomas Avenue  
Berkley, MI 48072

Phone: 248.840.0045  
Email: Help@JohnofAllTrades.com

[www.JohnofAllTrades.com](http://www.JohnofAllTrades.com)

## We Care... for Berkley!

### Inside:

Preparing your house for winter  
and other useful items!

## The Winter Rules: Eight ways to combat old man winter... and win

Making a shopping list that includes new coats for the kids and sweaters for mom and dad mean that you are doing an inventory of what you'll need to get yourself through another Berkley winter. You should do the same for your home.

Here's a list of eight things you should double check in your house to make sure your residence is just as prepared as you are.

1. **Clear out the sprinklers:** Do you have a sprinkler system? If so, you want to clear out the water before it has a chance to freeze. Flush out your underground sprinkler system before the cold sets. Blow air into the pipes. Water lines are usually only about 8 inches below ground... if they freeze and burst, you'll have a costly repair on your hands.
2. **Weatherize your home:** Caulk your home's exterior. This helps keep snow

(and rain) from moving into gaps and causing wood to rot and paint to blister. It also helps keep the cold outside!

3. **Weatherize Part II:** A simple test often suggested is to place a dollar bill between the door and the door jamb or the window sash and sill. With the door or window closed, try to remove the bill. If it slides out easily, so is your heat!

4. **Weatherize Part III:** How's that attic insulation looking? Take a look throughout your house to make sure that insulation is properly installed and is still in good condition.

5. **Prepare Your Roof:** Install roof de-icers to prevent ice build-up.

6. **Investigate your attic:** Berkley has many bungalows. Make sure that around the

edges of the roof are sealed and insulated. If you see daylight, you could experience problems come winter — not to mention the loss of heat.

7. **Avoid frozen pipes:** Add insulation to pipes in unheated areas.

8. **Test:** Run a check of your furnace and hot water heater. If you haven't turned on your furnace yet, it is good to have a "dress rehearsal." Make sure that when you need heat, you have it. At the same time, give your hot water tank a check-up. An annual inspection is good. Check out your tank's pressure and check the temperature relieve valve.



So, are you ready for winter? If you need help with a Winter home inspection, or have projects that need correcting, contact *John of All Trades*.